

US Senator

Vote for 1

01 = Mike Montchalín (LBT)

02 = Jeff Merkley (DEM)

03 = Christina Jean Lugo (PAC)

04 = James E. Leuenberger (CON)

VOTES PERCENT

1,365 3.19

16,401 38.37

716 1.68

1,134 2.65

05 = Monica Wehby (REP)

06 = WRITE-IN

07 = OVER VOTES

08 = UNDER VOTES

VOTES PERCENT

21,112 49.40

128 .30

12 .03

1,873 4.38

	01	02	03	04	05	06	07	08
0001 01	20	305	13	13	290	6	0	35
0002 02	11	111	3	6	118	3	0	8
0003 03	58	717	30	31	626	3	0	60
0004 04	94	1066	46	77	1518	7	0	116
0005 05	90	1113	69	83	1520	3	2	104
0006 06	107	1117	45	64	1507	8	1	123
0007 07	50	858	23	37	1055	3	1	94
0008 08	73	939	23	75	1182	3	1	133
0009 09	55	918	35	42	865	6	2	86
0010 10	2	49	3	1	19	0	0	4
0011 11	6	116	2	10	177	1	0	13
0012 12	59	923	27	46	1862	9	0	108
0013 13	51	743	29	63	1306	10	0	117
0014 14	16	121	5	10	156	3	1	8
0015 15	9	136	8	11	179	2	0	9
0016 16	72	616	48	71	909	6	0	85
0017 17	89	1195	46	83	1448	7	0	143
0018 18	38	638	41	36	625	8	0	63
0019 19	83	1032	48	91	1318	6	1	110
0020 20	62	723	23	64	1058	14	0	93
0021 21	78	509	32	39	753	3	0	60
0022 22	74	969	55	51	743	3	0	105
0023 23	33	317	9	21	401	2	0	34
0024 24	41	371	19	34	434	5	1	51
0025 25	17	183	8	25	289	1	0	23
0026 26	42	426	15	30	507	3	1	63
0027 27	19	81	5	8	97	2	0	10
0028 28	16	109	6	12	150	1	1	15



I certify the votes recorded on this
abstract correctly summarize the tally
of votes cast at the election indicated.

Patricia K. Hitt
DOUGLAS COUNTY CLERK

By: Patricia K. HittDate: 11/19/14

Official Final Results

Douglas County, Oregon
General Election
November 4, 2014

Election Canvass Report

REPORT-EL52 PAGE 0003

US Representative, 4th District

VOTES PERCENT

VOTES PERCENT

Vote for 1

01 = David L Chester (LBT)

02 = Art Robinson (REP)

03 = Peter A DeFazio (DEM)

04 = Mike Beilstein (PAC)

701 1.64

20,757 48.56

19,447 45.50

678 1.59

05 = WRITE-IN

06 = OVER VOTES

07 = UNDER VOTES

77 .18

3 .01

1,078 2.52

	01	02	03	04	05	06	07
0001 01	9	313	334	13	0	0	13
0002 02	3	126	125	1	0	0	5
0003 03	25	629	831	20	1	0	19
0004 04	43	1546	1240	41	5	1	48
0005 05	57	1508	1287	63	3	0	66
0006 06	55	1391	1373	62	7	0	84
0007 07	29	957	1035	24	12	0	64
0008 08	34	1182	1128	35	2	0	48
0009 09	31	805	1099	27	2	1	44
0010 10	0	23	52	2	0	0	1
0011 11	4	178	135	4	0	0	4
0012 12	45	1713	1146	29	9	0	92
0013 13	43	1266	900	28	6	0	76
0014 14	11	145	152	4	1	0	7
0015 15	4	176	165	4	0	0	5
0016 16	33	975	732	28	3	0	36
0017 17	48	1412	1407	37	5	1	101
0018 18	19	566	773	46	3	0	42
0019 19	35	1346	1192	51	3	0	62
0020 20	33	1033	873	29	5	0	64
0021 21	28	812	563	35	3	0	33
0022 22	40	706	1148	43	2	0	61
0023 23	15	400	378	8	0	0	16
0024 24	13	448	458	11	1	0	25
0025 25	14	292	220	6	0	0	14
0026 26	12	545	472	19	3	0	36
0027 27	6	128	80	2	0	0	6
0028 28	12	136	149	6	1	0	6



I certify the votes recorded on this
abstract correctly summarize the tally
of votes cast at the election indicated.

Patricia K. Hitt
DOUGLAS COUNTY CLERK

By: Patricia K. Hitt

Date: 11/19/14

Official Final Results

Douglas County, Oregon
General Election
November 4, 2014

Election Canvass Report

REPORT-EL52 PAGE 0004

Governor

VOTES PERCENT

VOTES PERCENT

Vote for 1


01 = Dennis Richardson (REP)
02 = Chris Henry (PRO)
03 = Aaron Auer (CON)
04 = John Kitzhaber (DEM)
05 = Paul Grad (LBT)

24,553 57.45
402 .94
1,163 2.72
13,829 32.36
580 1.36

06 = Jason Levin (PAC)
07 = WRITE-IN
08 = OVER VOTES
09 = UNDER VOTES

647 1.51
107 .25
5 .01
1,455 3.40

	01	02	03	04	05	06	07	08	09
0001 01	375	8	15	243	8	15	1	0	17
0002 02	156	1	7	88	2	1	1	0	4
0003 03	767	13	16	634	19	23	4	1	48
0004 04	1786	27	56	887	38	49	4	0	77
0005 05	1797	39	70	885	41	58	6	2	86
0006 06	1718	27	75	956	50	37	4	0	105
0007 07	1159	21	39	762	25	27	5	0	83
0008 08	1413	25	76	755	31	27	5	0	97
0009 09	1002	26	30	816	35	26	7	1	66
0010 10	22	0	3	45	2	1	0	0	5
0011 11	200	3	7	98	2	5	0	0	10
0012 12	2017	20	55	807	26	23	4	0	82
0013 13	1482	17	43	645	24	18	9	1	80
0014 14	178	6	6	103	6	6	2	0	13
0015 15	200	3	10	127	0	6	0	0	8
0016 16	1100	11	64	520	25	35	7	0	45
0017 17	1694	26	77	996	44	39	10	0	125
0018 18	728	18	41	552	16	36	6	0	52
0019 19	1526	22	118	832	40	54	8	0	89
0020 20	1250	26	48	566	29	29	5	0	84
0021 21	902	9	66	396	24	34	3	0	40
0022 22	869	22	48	902	32	44	3	0	80
0023 23	459	8	27	277	11	10	2	0	23
0024 24	532	4	39	314	13	11	2	0	41
0025 25	319	3	29	154	12	7	1	0	21
0026 26	602	7	68	327	11	15	6	0	51
0027 27	124	2	10	69	6	3	1	0	7
0028 28	176	8	20	73	8	8	1	0	16



I certify the votes recorded on this
abstract correctly summarize the tally
of votes cast at the election indicated.
Patricia K. Hitt

DOUGLAS COUNTY CLERK

By: Patricia K. Hitt

Date: 11/19/14

State Senator, 4th District

Vote for 1

01 = Cheryl Mueller (REP)
 02 = Floyd Prozanski (DEM)
 03 = William Bollinger (LBT)

VOTES PERCENT


7,064 53.40
 4,300 32.51
 533 4.03

04 = WRITE-IN
 05 = OVER VOTES
 06 = UNDER VOTES

VOTES PERCENT

42 .32
 1 .01
 1,288 9.74

	01	02	03	04	05	06
0002 02	149	75	3	3	0	30
0004 04	1618	941	125	7	0	233
0005 05	1606	945	139	7	0	287
0006 06	1566	958	112	10	0	326
0010 10	17	50	3	0	0	8
0011 11	199	95	7	1	0	23
0014 14	153	119	15	1	0	32
0015 15	193	127	12	1	0	21
0017 17	1563	990	117	12	1	328



I certify the votes recorded on this
 abstract correctly summarize the tally
 of votes cast at the election indicated.
 Patricia K. Hitt
 DOUGLAS COUNTY CLERK.

By: Patricia K. HittDate: 11/19/14

Official Final Results

Douglas County, Oregon
General Election
November 4, 2014

Election Canvass Report

REPORT-EL52 PAGE 0006

State Representative, 1st District

VOTES PERCENT

VOTES PERCENT

Vote for 1


01 = Wayne Krieger (REP)
02 = Jim Klahr (DEM)
03 = WRITE-IN

4,724 65.98
1,497 20.91
36 .50

04 = OVER VOTES
05 = UNDER VOTES

0
903 12.61

	01	02	03	04	05
0012 12	2070	565	13	0	386
0013 13	1511	495	7	0	306
0016 16	1143	437	16	0	211
0023 23	0	0	0	0	0



I certify the votes recorded on this
abstract correctly summarize the tally
of votes cast at the election indicated.
Patricia K. Hitt
DOUGLAS COUNTY CLERK

By: Patricia K. Hitt

Date: 11/19/14

State Representative, 2nd District

Vote for 1

01 = Dallas Heard (REP)

02 = Jeff Adams (LBT)

03 = Kerry Atherton (DEM)

VOTES PERCENT

11,525 57.21

995 4.94

5,842 29.00

04 = WRITE-IN

05 = OVER VOTES

06 = UNDER VOTES

VOTES PERCENT

57 .28

0

1,727 8.57

	01	02	03	04	05	06
0007 07	1216	77	632	4	0	192
0008 08	1479	109	632	8	0	201
0009 09	1088	91	671	6	0	153
0018 18	770	79	459	6	0	135
0019 19	1550	145	752	8	0	234
0020 20	1302	87	470	9	0	169
0021 21	896	72	376	6	0	124
0022 22	919	118	799	2	0	162
0023 23	496	40	195	1	0	85
0024 24	553	49	283	4	0	67
0025 25	314	35	143	0	0	54
0026 26	630	54	304	2	0	97
0027 27	137	14	51	0	0	20
0028 28	175	25	75	1	0	34



I certify the votes recorded on this
abstract correctly summarize the tally
of votes cast at the election indicated.

Patricia K. Hitt

DOUGLAS COUNTY CLERK

By:

Patricia K. Hitt

Date:

11/19/14

Official Final Results

Douglas County, Oregon
General Election
November 4, 2014

Election Canvass Report

REPORT-EL52 PAGE 0008

State Representative, 7th District

VOTES PERCENT

VOTES PERCENT

Vote for 1

01 = Cedric Hayden (REP)

02 = Brandon M Boertje (LBT)

03 = WRITE-IN

8,665 65.50

1,721 13.01

142 1.07

04 = OVER VOTES

05 = UNDER VOTES

2 .02

2,698 20.40

	01	02	03	04	05
0002 02	171	27	2	0	60
0004 04	1945	432	47	0	500
0005 05	1860	406	25	0	693
0006 06	1945	356	32	0	639
0010 10	48	12	0	0	18
0011 11	220	49	2	0	54
0014 14	201	42	5	0	72
0015 15	238	53	6	0	57
0017 17	2037	344	23	2	605



I certify the votes recorded on this
abstract correctly summarize the tally
of votes cast at the election indicated.

Patricia K. Hitt
DOUGLAS COUNTY CLERK

By: Patricia K. Hitt

Date: 11/19/14

State Representative, 9th District

VOTES PERCENT

VOTES PERCENT


Vote for 1

01 = Caddy McKeown (DEM)
02 = Guy S Rosinbaum (LBT)
03 = Casey Runyan (REP)

1,066 48.30 04 = WRITE-IN
91 4.12 05 = OVER VOTES
880 39.87 06 = UNDER VOTES

5 .23
1 .05
164 7.43

	01	02	03	04	05	06
0001 01	313	26	286	2	0	55
0003 03	753	65	594	3	1	109



I certify the votes recorded on this
abstract correctly summarize the tally
of votes cast at the election indicated.
Patricia K. Hitt
DOUGLAS COUNTY CLERK

By: Patricia K. Hitt

Date: 11/19/14

State Measure 86

Vote for 1

01 = Yes

02 = No

VOTES PERCENT

VOTES PERCENT

11,512 26.93
28,821 67.4303 = OVER VOTES
04 = UNDER VOTES11 .03
2,397 5.61

	01	02	03	04
0001 01	199	454	0	29
0002 02	64	186	1	9
0003 03	470	961	0	94
0004 04	733	2039	1	151
0005 05	758	2077	1	148
0006 06	794	2009	1	168
0007 07	606	1362	1	152
0008 08	659	1654	0	116
0009 09	673	1193	0	143
0010 10	33	38	0	7
0011 11	101	202	0	22
0012 12	642	2262	0	130
0013 13	489	1714	0	116
0014 14	86	210	1	23
0015 15	90	244	0	20
0016 16	431	1266	0	110
0017 17	836	2029	1	145
0018 18	488	848	0	113
0019 19	727	1820	0	142
0020 20	476	1461	1	99
0021 21	372	1036	1	65
0022 22	754	1104	0	142
0023 23	213	559	0	45
0024 24	271	621	0	64
0025 25	157	356	0	33
0026 26	260	743	2	82
0027 27	55	152	0	15
0028 28	75	221	0	14



I certify the votes recorded on this
abstract correctly summarize the tally
of votes cast at the election indicated.

Patricia K. Hitt

DOUGLAS COUNTY CLERK

By: Patricia K. HittDate: 11/19/14

Official Final Results

Douglas County, Oregon
General Election
November 4, 2014

Election Canvass Report

REPORT-EL52 PAGE 0064

State Measure 87

Vote for 1

01 = Yes

02 = No

VOTES PERCENT

VOTES PERCENT

18,168 42.51
22,049 51.59

03 = OVER VOTES
04 = UNDER VOTES

8 .02
2,516 5.89

	01	02	03	04
0001 01	302	340	0	40
0002 02	103	144	0	13
0003 03	713	738	0	74
0004 04	1114	1624	1	185
0005 05	1310	1498	0	176
0006 06	1255	1515	0	202
0007 07	996	965	0	160
0008 08	1007	1264	1	157
0009 09	1035	879	1	94
0010 10	45	26	0	7
0011 11	137	170	0	18
0012 12	1307	1569	1	157
0013 13	891	1295	0	133
0014 14	113	189	0	18
0015 15	154	171	0	29
0016 16	660	1037	2	108
0017 17	1257	1548	0	206
0018 18	664	693	0	92
0019 19	1120	1421	0	148
0020 20	793	1144	0	100
0021 21	575	826	0	73
0022 22	972	905	0	123
0023 23	318	449	0	50
0024 24	424	499	0	33
0025 25	251	270	0	25
0026 26	437	586	2	62
0027 27	90	124	0	8
0028 28	125	160	0	25



I certify the votes recorded on this
abstract correctly summarize the tally
of votes cast at the election indicated.

Patricia K. Hitt

DOUGLAS COUNTY CLERK

By: Patricia K. Hitt

Date: 11/19/14

Official Final Results

Douglas County, Oregon
General Election
November 4, 2014

Election Canvass Report

REPORT-EL52 PAGE 0065

State Measure 88

Vote for 1

01 = Yes

02 = No

VOTES PERCENT

7,021 16.43
34,708 81.21

03 = OVER VOTES
04 = UNDER VOTES

VOTES PERCENT

10 .02
1,002 2.34

	01	02	03	04
0001 01	120	554	0	8
0002 02	43	208	0	9
0003 03	299	1173	2	51
0004 04	513	2357	0	54
0005 05	504	2419	3	58
0006 06	464	2437	1	70
0007 07	400	1660	0	61
0008 08	316	2068	0	45
0009 09	444	1508	0	57
0010 10	25	47	0	6
0011 11	62	256	0	7
0012 12	472	2501	0	61
0013 13	297	1983	0	39
0014 14	55	256	0	9
0015 15	77	268	0	9
0016 16	265	1497	0	45
0017 17	426	2489	1	95
0018 18	276	1130	0	43
0019 19	417	2215	0	57
0020 20	293	1710	0	34
0021 21	204	1243	1	26
0022 22	504	1437	1	58
0023 23	114	691	0	12
0024 24	137	792	0	27
0025 25	80	451	0	15
0026 26	148	911	1	27
0027 27	31	186	0	5
0028 28	35	261	0	14



I certify the votes recorded on this
abstract correctly summarize the tally
of votes cast at the election indicated.
Patricia K. Hitt
DOUGLAS COUNTY CLERK

By: Patricia K. Hitt
Date: 11/19/14

State Measure 89

Vote for 1

01 = Yes

02 = No


VOTES PERCENT

19,913 46.59
20,210 47.2803 = OVER VOTES
04 = UNDER VOTES

VOTES PERCENT

9 .02
2,609 6.10

	01	02	03	04
0001 01	331	312	0	39
0002 02	114	121	0	25
0003 03	826	608	0	91
0004 04	1342	1425	1	156
0005 05	1351	1441	1	191
0006 06	1376	1408	1	187
0007 07	1024	944	0	153
0008 08	1105	1173	0	151
0009 09	1093	796	0	120
0010 10	44	31	0	3
0011 11	143	161	0	21
0012 12	1307	1560	1	166
0013 13	991	1199	0	129
0014 14	150	148	0	22
0015 15	160	173	0	21
0016 16	741	964	1	101
0017 17	1438	1344	0	229
0018 18	750	614	1	84
0019 19	1254	1287	1	147
0020 20	824	1080	1	132
0021 21	664	727	0	83
0022 22	1143	746	0	111
0023 23	350	419	0	48
0024 24	457	441	0	58
0025 25	243	275	0	28
0026 26	469	550	1	67
0027 27	91	114	0	17
0028 28	132	149	0	29



I certify the votes recorded on this
abstract correctly summarize the tally
of votes cast at the election indicated.

Patricia K. Hitt
DOUGLAS COUNTY CLERK

By: Patricia K. Hitt

Date: 11/19/14

Official Final Results

Douglas County, Oregon
General Election
November 4, 2014

Election Canvass Report

REPORT-EL52 PAGE 0067

State Measure 90

Vote for 1

01 = Yes

02 = No

VOTES PERCENT


11,626 27.20
29,134 68.16

03 = OVER VOTES
04 = UNDER VOTES

VOTES PERCENT

14 .03
1,967 4.60

	01	02	03	04
0001 01	176	470	0	36
0002 02	70	174	0	16
0003 03	431	1011	0	83
0004 04	761	2059	2	102
0005 05	845	2021	2	116
0006 06	842	1977	0	153
0007 07	567	1454	0	100
0008 08	645	1669	1	114
0009 09	610	1298	4	97
0010 10	24	48	0	6
0011 11	66	236	0	23
0012 12	769	2144	0	121
0013 13	597	1640	0	82
0014 14	81	226	0	13
0015 15	85	249	1	19
0016 16	498	1233	0	76
0017 17	817	2056	1	137
0018 18	406	965	0	78
0019 19	736	1829	1	123
0020 20	534	1420	0	83
0021 21	408	1007	0	59
0022 22	597	1293	0	110
0023 23	216	564	1	36
0024 24	246	651	0	59
0025 25	153	357	0	36
0026 26	294	735	1	57
0027 27	71	135	0	16
0028 28	81	213	0	16



I certify the votes recorded on this
abstract correctly summarize the tally
of votes cast at the election indicated.

Patricia K. Hitt
DOUGLAS COUNTY CLERK

By: Patricia K. Hitt

Date: 11/19/14

State Measure 91

Vote for 1

01 = Yes


02 = No

VOTES PERCENT

VOTES PERCENT

19,214 44.95
23,020 53.8603 = OVER VOTES
04 = UNDER VOTES9 .02
498 1.17

	01	02	03	04
0001 01	320	351	2	9
0002 02	107	148	0	5
0003 03	767	749	1	8
0004 04	1376	1518	0	30
0005 05	1375	1571	0	38
0006 06	1294	1634	0	44
0007 07	838	1245	1	37
0008 08	1090	1316	1	22
0009 09	965	1014	1	29
0010 10	45	30	0	3
0011 11	153	172	0	0
0012 12	1046	1954	0	34
0013 13	933	1352	1	33
0014 14	159	154	0	7
0015 15	166	185	0	3
0016 16	825	966	0	16
0017 17	1303	1664	0	44
0018 18	739	699	0	11
0019 19	1252	1405	0	32
0020 20	891	1124	1	21
0021 21	649	810	1	14
0022 22	1131	850	0	19
0023 23	351	461	0	5
0024 24	441	505	0	10
0025 25	234	306	0	6
0026 26	508	568	0	11
0027 27	103	116	0	3
0028 28	153	153	0	4



I certify the votes recorded on this
abstract correctly summarize the tally
of votes cast at the election indicated.

Patricia K. Hitt
DOUGLAS COUNTY CLERK

By: Patricia K. Hitt
Date: 11/19/14

State Measure 92

Vote for 1

01 = Yes

02 = No

VOTES PERCENT

VOTES PERCENT

17,138 40.10
24,917 58.30

03 = OVER VOTES
04 = UNDER VOTES

9 .02
677 1.58

	01	02	03	04
0001 01	301	370	0	11
0002 02	95	158	0	7
0003 03	680	816	0	29
0004 04	1211	1686	0	27
0005 05	1204	1733	2	45
0006 06	1168	1757	0	47
0007 07	814	1252	3	52
0008 08	935	1460	1	33
0009 09	827	1147	0	35
0010 10	36	39	0	3
0011 11	122	200	0	3
0012 12	1044	1951	0	39
0013 13	845	1448	0	26
0014 14	116	195	0	9
0015 15	137	205	0	12
0016 16	790	991	1	25
0017 17	1155	1797	1	58
0018 18	658	766	0	25
0019 19	1120	1532	0	37
0020 20	762	1244	0	31
0021 21	637	825	0	12
0022 22	973	990	0	37
0023 23	296	512	0	9
0024 24	382	550	0	24
0025 25	220	321	0	5
0026 26	409	651	1	26
0027 27	93	125	0	4
0028 28	108	196	0	6



I certify the votes recorded on this
abstract correctly summarize the tally
of votes cast at the election indicated.

Patricia K. Hitt
DOUGLAS COUNTY CLERK

By: Patricia K. Hitt

Date: 11/19/14

Official Final Results

Douglas County, Oregon
General Election
November 4, 2014

Election Canvass Report

REPORT-EL52 PAGE 0001

01 = REGISTERED VOTERS - TOTAL	TOTAL	PERCENT	03 = VOTER TURNOUT - TOTAL	TOTAL	PERCENT
02 = BALLOTS CAST - TOTAL	60,227			42,741	70.97

	01	02	03
0001 01	916	682	74.45
0002 02	376	260	69.15
0003 03	2137	1525	71.36
0004 04	3910	2924	74.78
0005 05	4114	2984	72.53
0006 06	4171	2972	71.25
0007 07	2870	2121	73.90
0008 08	3700	2429	65.65
0009 09	2862	2009	70.20
0010 10	105	78	74.29
0011 11	508	325	63.98
0012 12	3849	3034	78.83
0013 13	3019	2319	76.81
0014 14	516	320	62.02
0015 15	529	354	66.92
0016 16	2476	1807	72.98
0017 17	4368	3011	68.93
0018 18	2196	1449	65.98
0019 19	3837	2689	70.08
0020 20	2867	2037	71.05
0021 21	2049	1474	71.94
0022 22	2997	2000	66.73
0023 23	1241	817	65.83
0024 24	1370	956	69.78
0025 25	778	546	70.18
0026 26	1630	1087	66.69
0027 27	353	222	62.89
0028 28	483	310	64.18



I certify the votes recorded on this
abstract correctly summarize the tally
of votes cast at the election indicated.
Patricia K. Hitt
DOUGLAS COUNTY CLERK

By: Patricia K. Hitt
Date: 11/19/14

RECEIVED
2014 NOV 26 AM 9 28
KATE BROWN
SECRETARY OF THE STATE